

REFERENCES: 2 KINGS 4:8-37; PROPHETS AND KINGS, P. 237.

A New Baby Boy

Memory Verse:

“Do good to each other” 1 THESSALONIANS 5:15, TLB.

The Message:

We can be kind to others.

Parents:

By the end of the month you can help your child:

Know that God wants us to care for one another.

Feel happy when they do nice things for others.

Respond by showing kindness that makes others happy.



*Aaron likes to play with baby. See the baby's tiny fingers.
Aaron holds the baby's finger. One woman in the Bible feels sad.
She has no baby.*

Elisha is God's man. (*Point to Elisha.*) Walking, walking. (*Together, walk around the room.*) Elisha takes a long walk to Shunem.

A kind woman (*point to the woman*) sees Elisha coming. "Elisha, come to our house!" the kind woman calls. "Come and eat with us."









See the good food. "Please eat," the kind woman says. (*Point to the food.*) Yum-yum-yum! (*Pretend to eat.*) She gives Elisha some good fruit.

Elisha eats good food. Soon he is full. (*Rub tummy.*)



Elisha needs a place to rest when he comes here,” the kind woman says to her husband. *(Point to the woman.)* “Let’s build a room for him.”

So the kind woman and her husband decide to build a little room for Elisha.











Every day the kind man works to build a room for Elisha. *(Point to the man.)* His hammer goes tap, tap, tap. *(Point to the hammer and pretend to tap with a hammer.)* His saw goes cut, cut, cut. *(Pretend to cut wood with a saw.)*



See Elisha's new room. (*Point to each item as it is named.*) See Elisha's table. See the lamp on the table. "This room is for you, Elisha," the kind woman says.

Elisha likes his new room. (*Point to Elisha.*) "Thank you," he says. "You are so kind to me. I want to do something for you."

But the kind woman says, "Thank you, but I don't really need anything."









Elisha really wants to do something nice for the kind woman. His servant says that the kind woman has no children. She really wants a baby. Sometimes she is sad because she has no little baby at her house.


Elisha says, "You are kind to me. I will ask God to give you a baby boy. Next year, you will have a baby to love."



See the little baby. (*Point to the baby.*) “Come, see my baby boy,” the kind woman calls to Elisha. (*Point to Elisha.*)

Elisha feels happy. (*Laugh and tickle your child.*) Elisha feels happy for the kind woman. (*Point to the woman.*)

Her baby is growing. (*Point to the baby.*) Soon he will be a big boy. The kind woman is happy because God gave her a baby.





Do & Say

Call or visit someone your child loves. Talk about a kind deed your child can do for that person.

Go to a place where children run and play. Encourage your child to be kind to the other children. Sing a sharing song you know or make one up.

Build a “room for Elisha” with blocks or empty boxes, or use toy tools to hammer and saw.

Play a “Can-you-do-this?” game. Have your child help you do something kind as you play (pick up paper, put books away, set the table, etc.).

Say the finger play “Five Little Children” learned in Sabbath School (see page 64).

Let your child help you set the table nicely for family dinner tonight. Practice saying please and thank you to each other as you work.



Prepare a chores chart with simple things your child can do to help at home. Affirm them when they help you.



Record your child saying or singing the memory verse. Play it back to them.

Make a card with paint blobs. Scatter some drops of different colored paint on a paper. Fold the paper in half. Unfold it and let it dry. Write the memory verse inside.

Sing the chorus of "Jesus Loves Me." Sing it again but change the words to "Yes, Mommy (Daddy) loves me, And I love (Jesus, Mommy, Daddy), too."

Set out two boxes or baskets. Have your child put away their toys in one and clothes in the other.

Take some flowers, food, a card, or the craft made in Sabbath School to a shut-in.



Name and count with your child the ways they were kind to others today.



Spend some time snuggling together while reading a story. Tell your child how much you love them.

Let your child help you bake some goodies. Serve them as a special surprise at supper or give them to a neighbor or shut-in.

Lesson 3

Be Kind to Each Other

BASED ON 1 THESSALONIANS 5:15, NIV

LINDA SCHOMBURG



© 2002 by General Conference Corporation of Seventh-day Adventists®.

God Gave Me Ears

God gave me ears and eyes;



God gave me hands and feet



So I can share the love I have

With everyone I meet!



From *Finger Play Activities* (Ventura, Calif.: Gospel Light Publishing, 1995), p. 105. Used by permission.

Coming, Mother

MARILYN SCHOLES

MARILYN SCHOLES

Bob - by, Bob - by!* Please come here to me. Bob - by, Bob - by, wher-

ev - er you may be. Com - ing, Moth - er, as Je - sus wants me

to. Com - ing, Moth - er, I'm com - ing now to you.

Copyright © 1963 by Review and Herald® Publishing Association.

* Insert child's name

Lesson 2

The Blackbird Song

JANET SAGE

JANET SAGE

1. Where are you go - ing, Black - bird, Black - bird,
 2. What do you have there, Black - bird, Black - bird,
 3. Who sends you to him, Black - bird, Black - bird,
 4. Why does He send you, Black - bird, Black - bird,

Where are you go - ing, Black - bird? "I am go - ing to
 What do you have there, Black - bird? "I have food to
 Who sends you to him, Black - bird? "Je - sus sends me
 Why does He send you, Black - bird? "All be - cause He

help E - li - jah, Have - n't you heard? Have - n't you heard?"
 feed E - li - jah, Have - n't you heard? Have - n't you heard?"
 to E - li - jah, Have - n't you heard? Have - n't you heard?"
 loves E - li - jah, Have - n't you heard? Have - n't you heard?"

© 1990 by Janet Sage. Assigned to the North American Division of Seventh-day Adventists®. Used by permission.

Samuel, Samuel

Samuel, Samuel, sweep the floor.



Samuel, Samuel, close your eyes.

Shut the Tabernacle door.



Do you hear a voice? What a surprise!



Samuel, Samuel, carry wood.

Run to Eli once again.

Shine the dishes, stir the food.



He did not call; get back in bed.



Samuel, Samuel, time for bed.

Find a pillow for your head.



But wait. There IS a voice to hear.



Samuel, listen with both ears!

What's that sound? Did someone call?



Run to Eli, sleepy man;



Samuel, Samuel! Run down the hall!

This time Eli understands.

Sleepy Eli did not speak.

God is calling! Tell Him, "Lord,



Run back now and go to sleep.



Your servant's listening for Your word."

Based on 1 Samuel 3:1-10.

From *Finger Play Activities* (Ventura, Calif.: Gospel Light Publishing, 1995), p. 55. Used by permission.

Five Little Children

Five little children (*Hold a hand up with
fingers all up.*)
Standing in a row.
They do good things for others,
Everywhere they go. (*Put all fingers down.*)

One little child, (*Raise left thumb.*)
She's really very sweet.
She helps her mother
Stack the laundry neat. (*Put one hand over
the other as if stacking things.*)

This good child (*Raise second finger.*)
Puts all toys away
Nice and neat for mother,
Does this every day. (*Pretend putting toys
in box.*)

This little child (*Raise third finger.*)
Helps father in the yard.

He says he works
Very, very hard. (*Pretend raking.*)

This little child (*Raise fourth finger.*)
Plays with baby brother.
That is very helpful
To this child's mother. (*Cover eyes, playing
peekaboo.*)

This little child (*Raise fifth finger.*)
Knows of Jesus' love. (*Hug yourself.*)
How He came from heaven, (*Point up.*)
God's home up above.

Five little children (*Hold a hand up with
fingers all up.*)
Standing in a row.
They do good things for others,
Everywhere they go. (*Move hand up and
down and away as if children are
walking away.*)

Adapted from Helen Kitchell Evans, "Ten Little Children," in *Preschool Bible Games, Songs and Fingerplays* (Torrance, Calif.: Shining Star Publications, 1992), p. 68.